

TIPPI®

MICRO GEL GRIPS™

TIPPI® SIZES

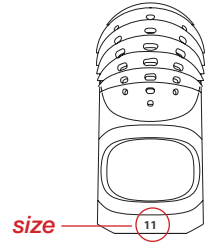


SIZING GUIDE



Tippi® grips come with a “Sizing Guide” on the packaging to help you determine your size. The location of the corresponding size number of the grip is shown in the drawing to the right.

Ask for Tippi® Micro Gel Grips™ at your favorite retail store.



SIZE CHART

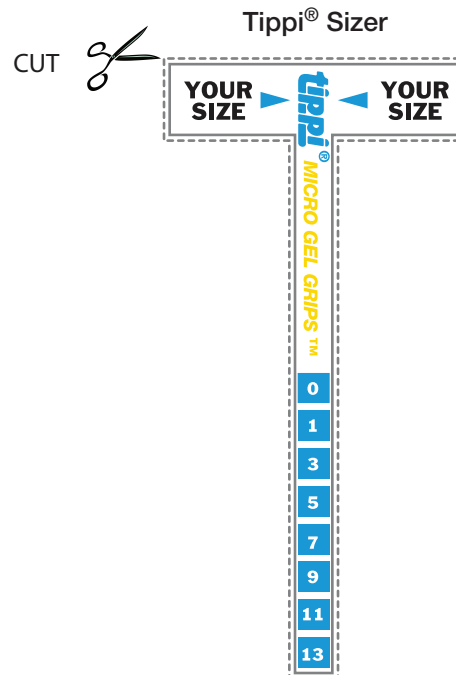
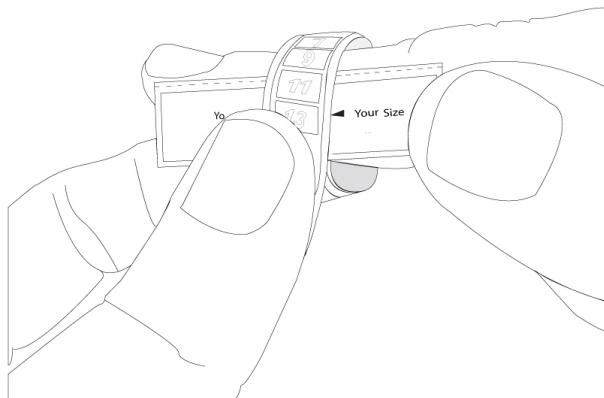
The Tippi® Sizes, like ring sizes, correspond to circumference measurements in millimeters or inches as shown in the Tippi® Size Chart below. To determine your size, use a measuring tape around the knuckle closest to the fingernail and look up the corresponding size from the Size Chart.

Tippi® Size								
sizes	0	1	3	5	7	9	11	13
circumference								
millimeters	36 - 40	41 - 55	46 - 50	51 - 55	56 - 60	61 - 65	66 - 70	71 - 75
inches	1 13/32 - 1 9/16	1 5/8 - 1 3/4	1 13/16 - 1 31/32	2 - 2 5/32	2 7/32 - 2 3/8	2 13/32 - 2 9/16	2 19/32 - 2 3/4	2 25/32 - 2 31/32
Packaged for Stores								

TIPPI® SIZER

Use the Tippi® Sizer to the right to determine your Tippi® Size by following these steps:

1. Print this page—make sure to uncheck the “fit to page” setting on your printer options
2. Cut out Tippi® Sizer on dotted line
3. Wrap Tippi® Sizer around the knuckle closest to the fingernail
4. Arrows will indicate your Tippi® Size



Try a larger size if too tight. Try a smaller size if too loose.

Tippi® grips can be worn on any finger including the thumbs. Try them on your pinch grip for better ergonomics. A pinch grip includes the thumb, the index finger and the middle finger.